



WCCD

THE WORLD COUNCIL ON CITY DATA

James Patava
Vice President, WCCD

UN Big Data Conference

Bogota, Colombia
November 8-10 2017

<http://www.dataforcities.org/>

Twitter: @WCCityData

Facebook: WCCityData



The **first** ISO standard
for cities.



WCCD | WORLD COUNCIL
ON CITY DATA

ISO
37120

100
Indicators



17 themes

-  Economy
-  Education
-  Energy
-  Environment
-  Finance
-  Governance
-  Health
-  Recreation
-  Safety
-  Shelter
-  Solid Waste
-  Telecommunications
-  Transportation
-  Urban Planning
-  Wastewater
-  Water & Sanitation
-  Fire & Emergency Response





WCCD

WORLD COUNCIL ON CITY DATA

**WELCOMING CITIES OF ALL
SIZES TO BECOME ISO 37120 CERTIFIED**

0-50,000

50,000-100,000

100,000-250,000

250,000-500,000

500,000-750,000

750,000-1,000,000

1,000,000-5,000,000

5,000,000-10,000,000

10,000,000+

@wccitydata

WCCD CERTIFICATION LEVELS

ISO 37120



**WORLD COUNCIL
ON CITY DATA**

ISO 37120



**WORLD COUNCIL
ON CITY DATA**

ISO 37120



**WORLD COUNCIL
ON CITY DATA**

ISO 37120



**WORLD COUNCIL
ON CITY DATA**

ISO 37120



**WORLD COUNCIL
ON CITY DATA**

ASPIRATIONAL	BRONZE	SILVER	GOLD	PLATINUM
30-45 Core Indicators	46-59 Indicators 46 Core + 0-13 Supporting	60-75 Indicators 46 Core + 14-29 Supporting	76-90 Indicators 46 Core + 30-44 Supporting	91-100 Indicators 46 Core + 45-54 Supporting



WCCD

**WORLD COUNCIL
ON CITY DATA**

@wccitydata

ISO 37120 is just the beginning.

The WCCD is leading the development of new standards.



ISO 37122

Indicators for Smart Cities



ISO 37123

Indicators for Resilient Cities



WCCD

WORLD COUNCIL
ON CITY DATA

ISO 37120 Sustainable Development of Communities:
Indicators for City Services and Quality of Life

120 Indicators

ISO 37120 is just the
beginning.

The WCCD is leading the development of
new standards.

ISO 37122

RESILIENT
60 Indicators

ISO 37123

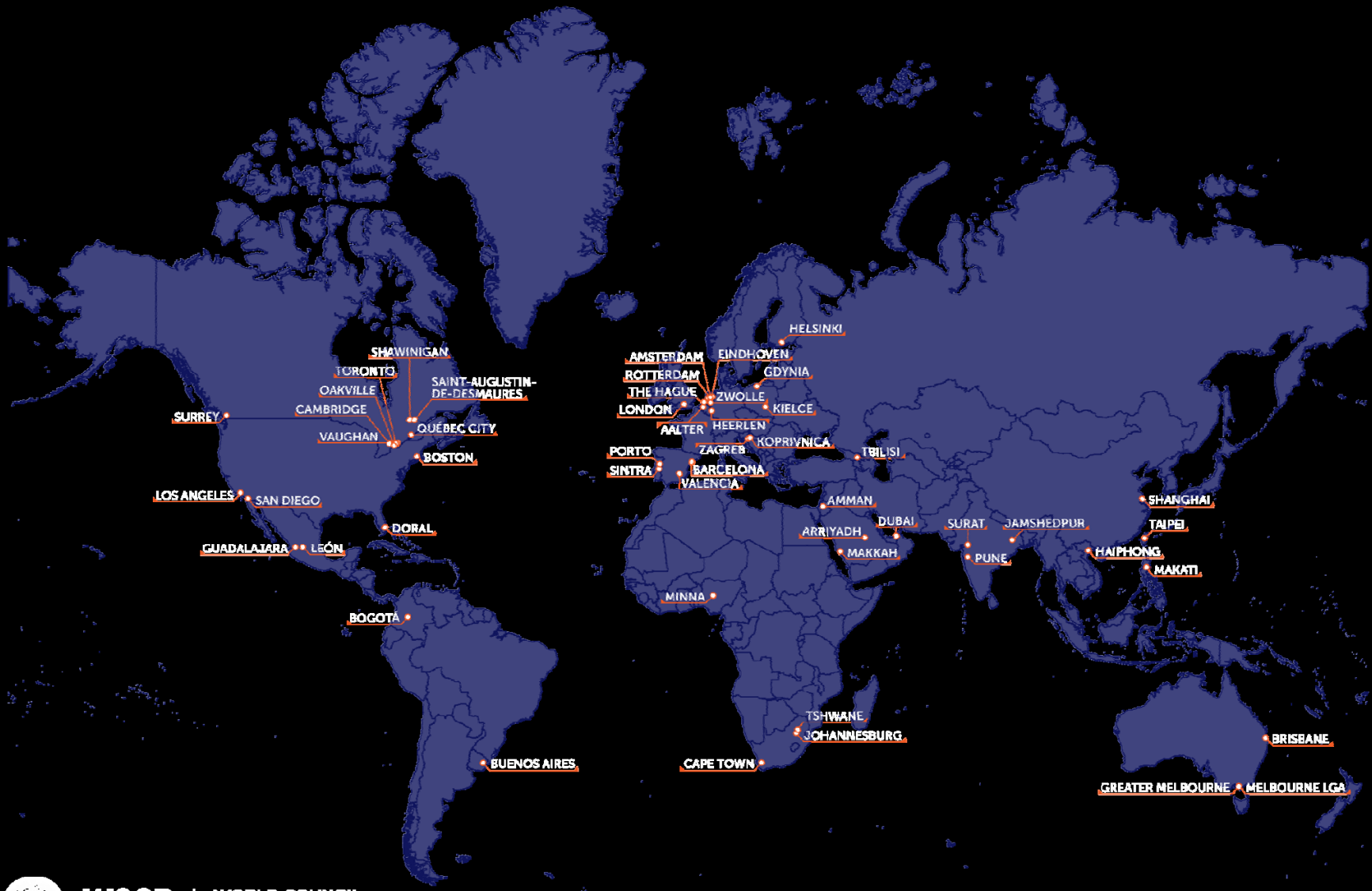
SMART
50 Indicators



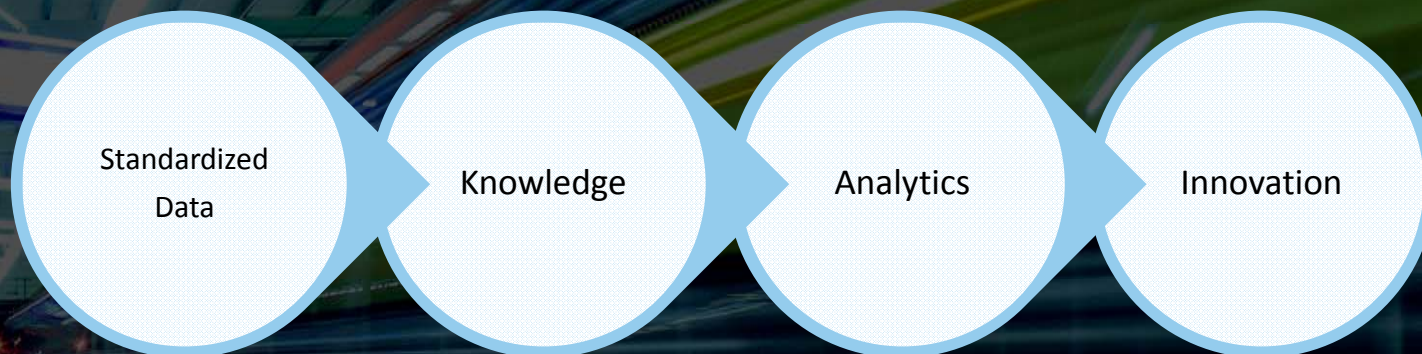
WCCD

WORLD COUNCIL
ON CITY DATA

WCCD NETWORK OF CITIES



DATA FOR SMART CITIES



Standardized data facilitates city to city learning, encourages city solutions to travel globally and fosters smart city innovation



WCCD

WORLD COUNCIL
ON CITY DATA

HOW CLEAN IS MY CITY?

99.91

Percentage of city population with regular solid waste collection (residential)

Bogotá
Colombia

ISO 37120



WORLD COUNCIL
ON CITY DATA

HOW DOES MY CITY PROMOTE ECONOMIC DEVELOPMENT AND PROSPERITY?

City's unemployment rate

5.3
per cent

Guadalajara
Mexico

ISO 37120



WORLD COUNCIL
ON CITY DATA

235



WCCD

WORLD COUNCIL
ON CITY DATA

HOW DOES MY CITY PROMOTE ECONOMIC DEVELOPMENT AND PROSPERITY?

Youth unemployment rate

3.22
per cent

León
Mexico

ISO 37120



WORLD COUNCIL
ON CITY DATA

HOW SUSTAINABLE IS MY CITY?

Dwelling density (per
square kilometer)

6,102

Buenos Aires
Argentina

ISO 37120



WORLD COUNCIL
ON CITY DATA

HOW DO PEOPLE MOVE AROUND MY CITY?

Percentage of
commuters using a travel
mode to work other than
a personal vehicle

74

London
United Kingdom

ISO 37120



WORLD COUNCIL
ON CITY DATA

439

WHO REPRESENTS MY CITY?

38.5

Women as a percentage
of total elected to
city-level office

Johannesburg
South Africa

ISO 37120



WORLD COUNCIL
ON CITY DATA



WCCD

WORLD COUNCIL
ON CITY DATA

HOW POLITICALLY INCLUSIVE IS MY CITY?

68.07

Voter participation in last
municipal election (as
a percentage of eligible
voters)

Makati
Philippines

ISO 37120



WORLD COUNCIL
ON CITY DATA



WORLD COUNCIL
ON CITY DATA

HOW SAFE IS MY CITY?

Violent crime rate per 100,000 population

27.33

Dubai
UAE

ISO 37120



WORLD COUNCIL
ON CITY DATA

THE WCCD & ISO 37120 LOCALIZING THE SDGS



WCCD

WORLD COUNCIL
ON CITY DATA

WCCD CITY DATA FOR THE UNITED NATIONS SUSTAINABLE DEVELOPMENT GOALS 2017



WCCD

**WORLD COUNCIL
ON CITY DATA**

WCCD CITY DATA
FOR THE UNITED NATIONS
SUSTAINABLE DEVELOPMENT GOALS
2017



WCCD

WORLD COUNCIL
ON CITY DATA

THE WCCD & ISO 37120 LOCALIZING THE SDGS

LINK TO REPORT:

<http://www.dataforcities.org/publications/>



WCCD

WORLD COUNCIL
ON CITY DATA

WCCD CITY DATA
FOR THE UNITED NATIONS
SUSTAINABLE DEVELOPMENT GOALS
2017



WCCD

WORLD COUNCIL
ON CITY DATA

**REPORT MAPS ISO 37120 ACROSS EACH OF
THE SDG THEMES
AND PRESENTS DATA ON THE FIRST 50 CITIES**



WCCD

WORLD COUNCIL
ON CITY DATA

1 NO POVERTY



6

CLEAN WATER AND SANITATION


2

ZERO HUNGER



7

AFRICA CLEAN



PARTNERSHIPS FOR THE GOALS



ACTION

INDICATOR MAPPING

WCCD/ISO 37120 and SDG 1- **NO POVERTY**

WCCD CITY DATA SUPPORTING SDG 1: NO POVERTY



WCCD SUPPORTS THE SDGS

	UN TARGETS	UN INDICATORS	WCCD INDICATORS ISO 37120 Certified City Data
1.5	By 2030, build the resilience of the poor and those in vulnerable situations and reduce their exposure and vulnerability to climate-related extreme events and other economic, social and environmental shocks and disasters	1.5.1 Number of deaths, missing persons and persons affected by disaster per 100,000 people 1.5.2 Direct economic loss attributed to disasters in relation to global gross domestic product (GDP) 1.5.3 Number of countries that adopt and implement national disaster risk reduction strategies in line with the Sendai Framework for Disaster Risk Reduction 2015-2030 1.5.4 Proportion of local governments that adopt and implement local disaster risk reduction strategies in line with national disaster risk reduction strategies	Number of natural disaster related deaths per 100,000 population
1.a	Ensure significant mobilization of resources from a variety of sources, including through enhanced development cooperation, in order to provide adequate and predictable means for developing countries, in particular least developed countries, to implement programmes and policies to end poverty in all its dimensions	1.a.1 Proportion of domestically generated resources allocated by the government directly to poverty reduction programmes 1.a.2 Proportion of total government spending on essential services (education, health and social protection) 1.a.3 Sum of total grants and non-debt-creating inflows directly allocated to poverty reduction programmes as a proportion of GDP	Gross capital budget per capita (USD) Own-source revenue as a percentage of total revenues Tax collected as percentage of tax billed Percentage of students completing primary education: survival rate Percentage of students completing secondary education: survival rate Primary education student/teacher ratio Number of nursing and midwifery personnel per 100,000 population Number of physicians per 100,000 population
1.b	Create sound policy frameworks at the national, regional and international levels, based on pro-poor and gender-sensitive development strategies, to support accelerated investment in poverty eradication actions	1.b.1 Proportion of government recurrent and capital spending to sectors that disproportionately benefit women, the poor and vulnerable groups	Number of nursing and midwifery personnel per 100,000 population Number of physicians per 100,000 population Percentage of students completing primary education: survival rate Percentage of students completing secondary education: survival rate Primary education student/teacher ratio

DATA

WCCD/ISO 37120 and SDG 1- **NO POVERTY**

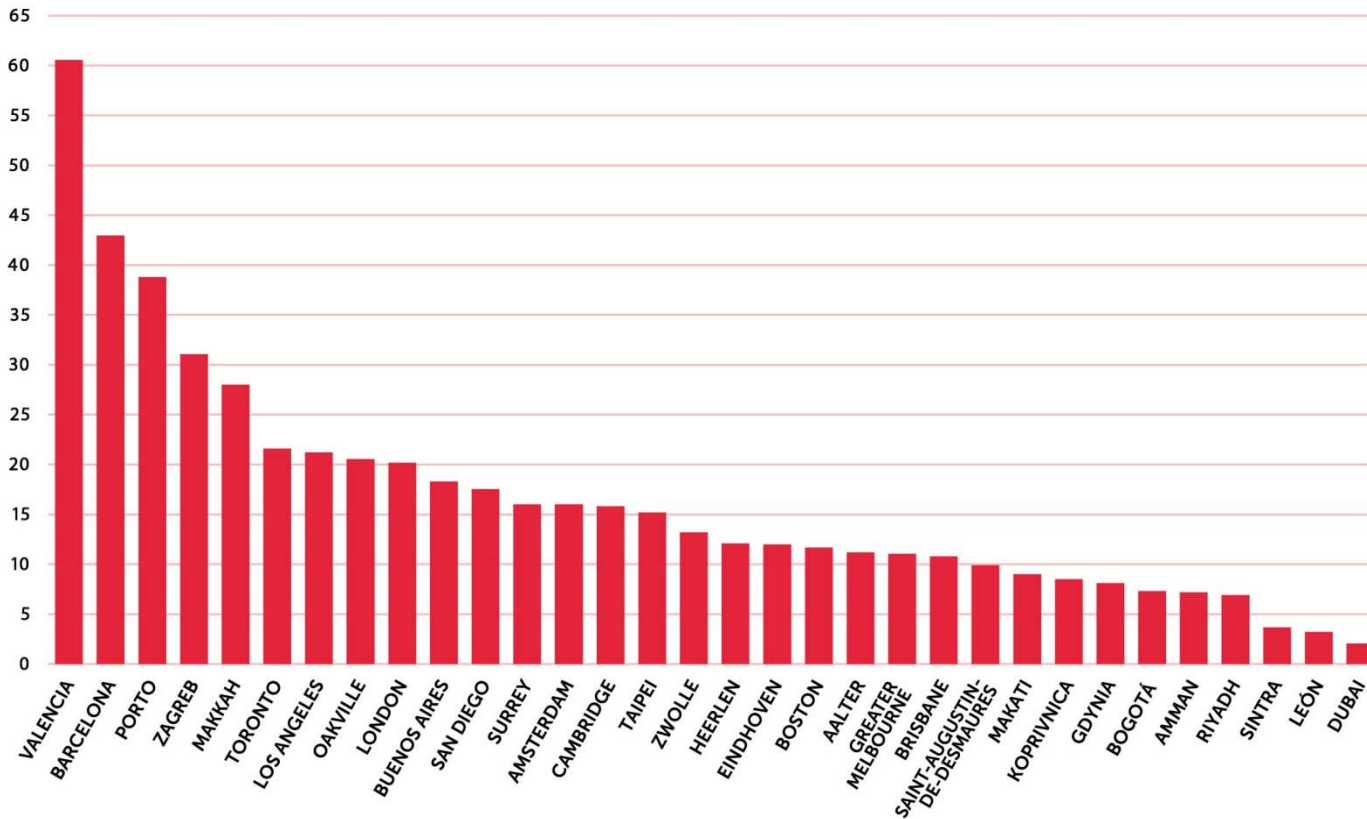
WCCD CITY DATA SUPPORTING SDG 1 – NO POVERTY

RIGHTS TO ECONOMIC RESOURCES



WCCD SUPPORTS THE SDGS

ISO 37120 Indicator 5.5:
Youth unemployment rate



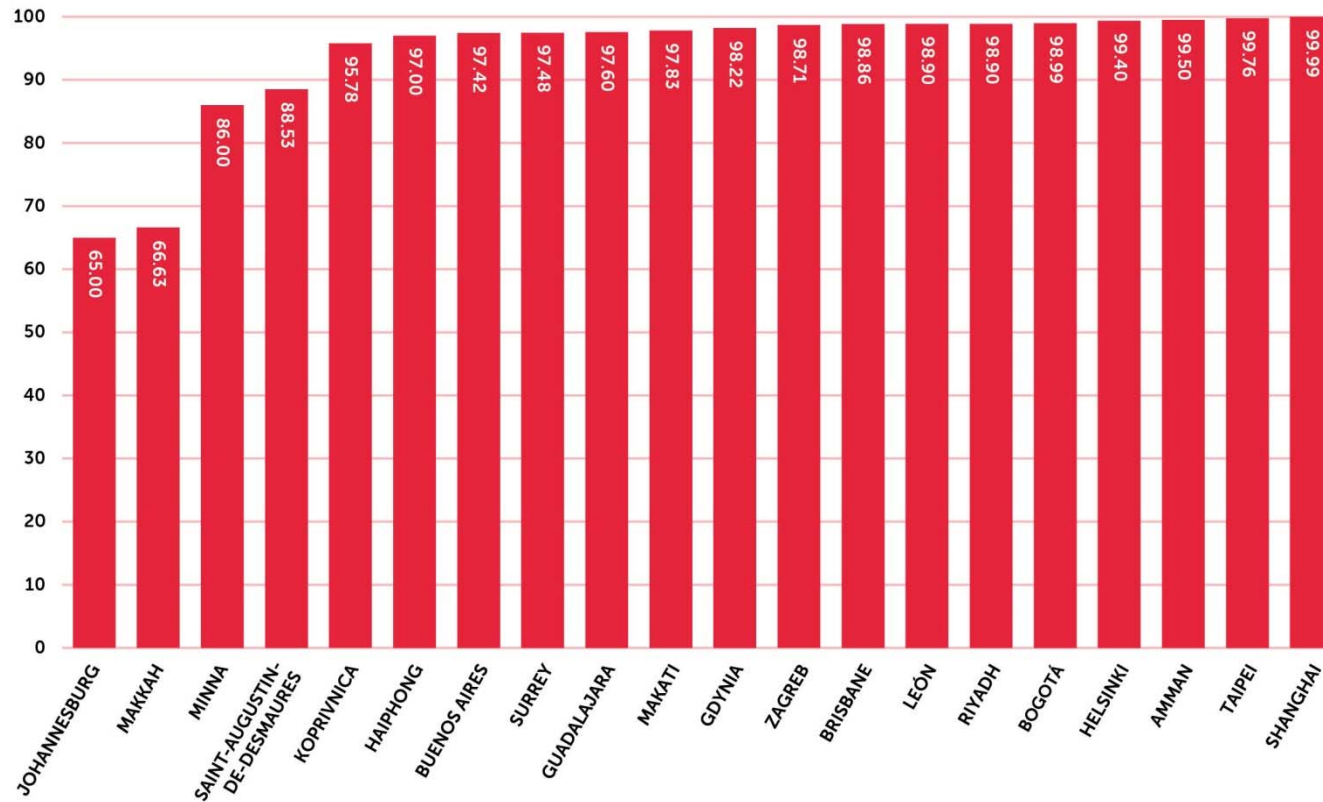


WCCD CITY DATA SUPPORTING SDG 1 – NO POVERTY

ACCESS TO BASIC SERVICES

WCCD SUPPORTS THE SDGS

ISO 37120 Indicator 21.1: Percentage of city population with potable water supply service



Cities that have achieved 100% potable water supply service:

- AALTER
- AMSTERDAM
- BARCELONA
- BOSTON
- CAMBRIDGE
- DUBAI
- EINDHOVEN
- GREATER MELBOURNE
- HEERLEN
- LONDON
- LOS ANGELES
- OAKVILLE
- PORTO
- ROTTERDAM
- SAN DIEGO
- SHAWINIGAN
- SINTRA
- TORONTO
- VALENCIA
- VAUGHAN
- ZWOLLE

Cities that are approaching full potable water supply service



2 ZERO HUNGER



3

GOOD HEALTH AND WELL-BEING



7

AFFORDABLE AND CLEAN ENERGY



8

DECENT ECONOMIC GROWTH AND JOBS



NO POVERTY



INDICATOR MAPPING

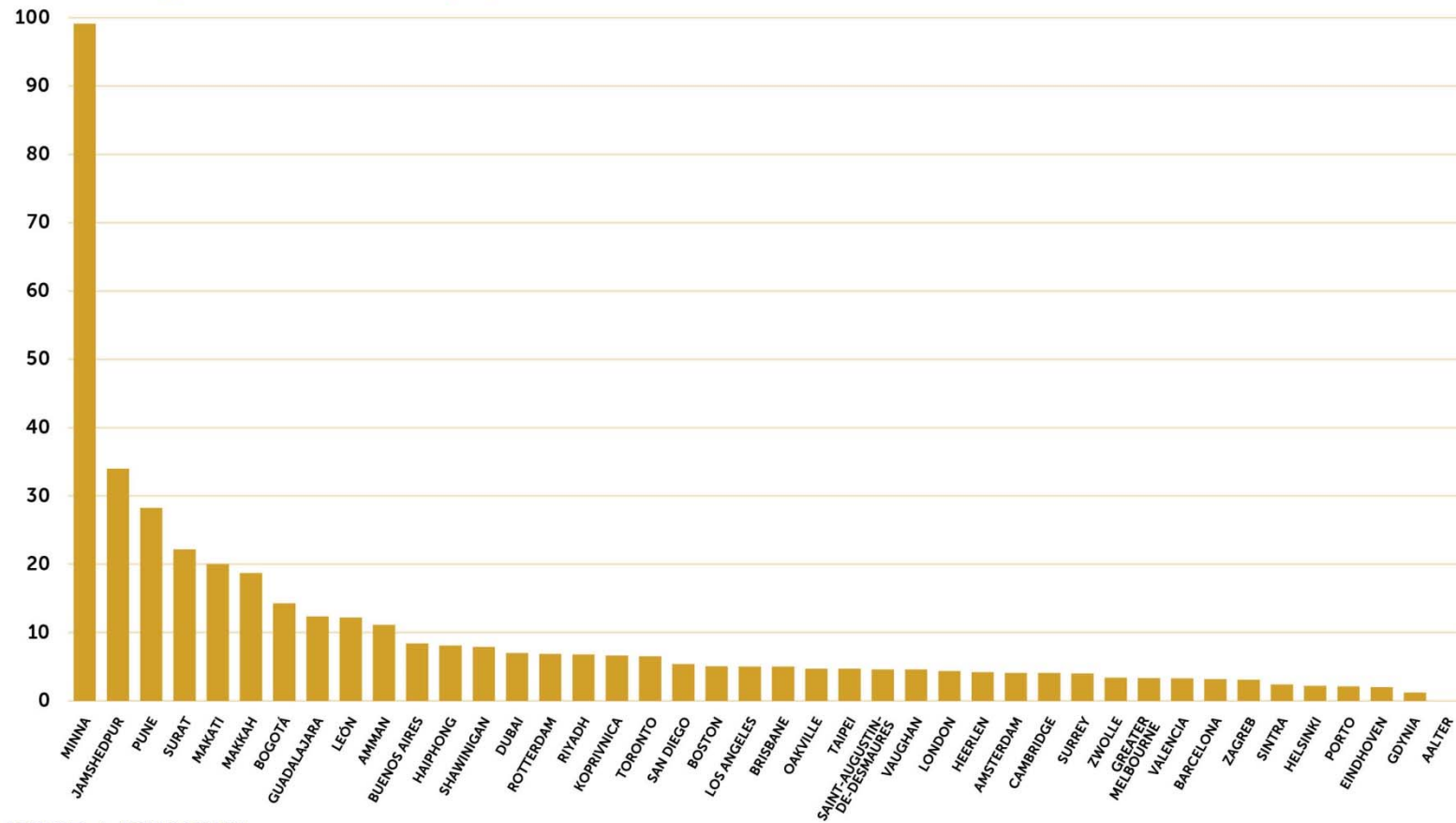
WCCD/ISO 37120 and SDG 2- ZERO HUNGER

WCCD CITY DATA SUPPORTING SDG 2 – ZERO HUNGER



END HUNGER IN THE MOST VULNERABLE POPULATIONS

ISO 37120 Indicator 12.4:
Under age five mortality per 1,000 live births





3 GOOD HEALTH AND WELL-BEING



4 QUALITY EDUCATION



8 DECENT WORK AND ECONOMIC GROWTH



9 INDUSTRY AND INNOVATION



13 CLIMATE ACTION



17 PARTNERSHIPS FOR GOAL ACHIEVEMENT

INDICATOR MAPPING

WCCD/ISO 37120 and SDG 1-

GOOD HEALTH AND WELL-BEING

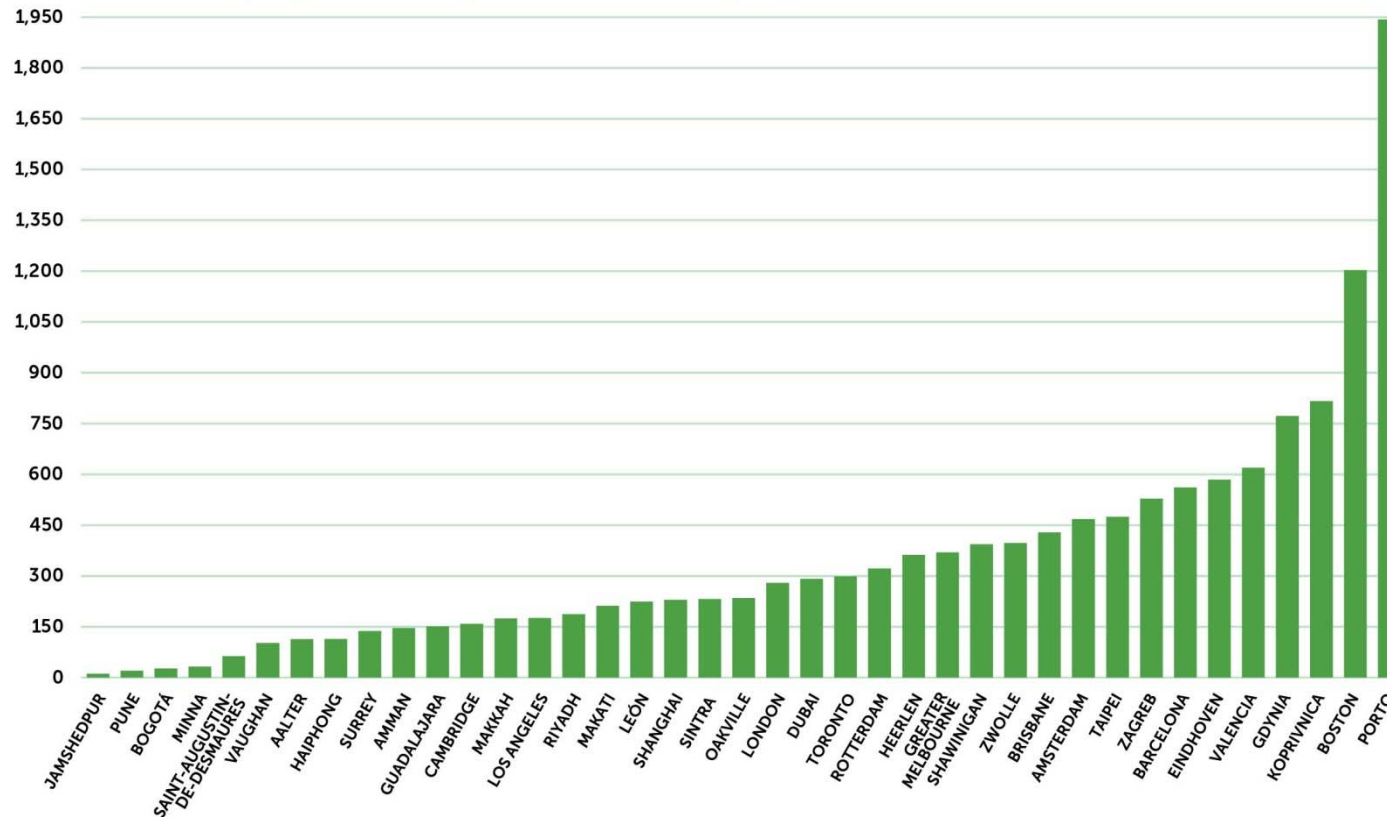
WCCD CITY DATA SUPPORTING SDG 3 – GOOD HEALTH AND WELL-BEING



WCCD SUPPORTS THE SDGS

INCREASE HEALTH FINANCING AND RECRUITMENT OF THE HEALTH WORKFORCE

ISO 37120 Indicator 12.3:
Number of physicians per 100,000 population



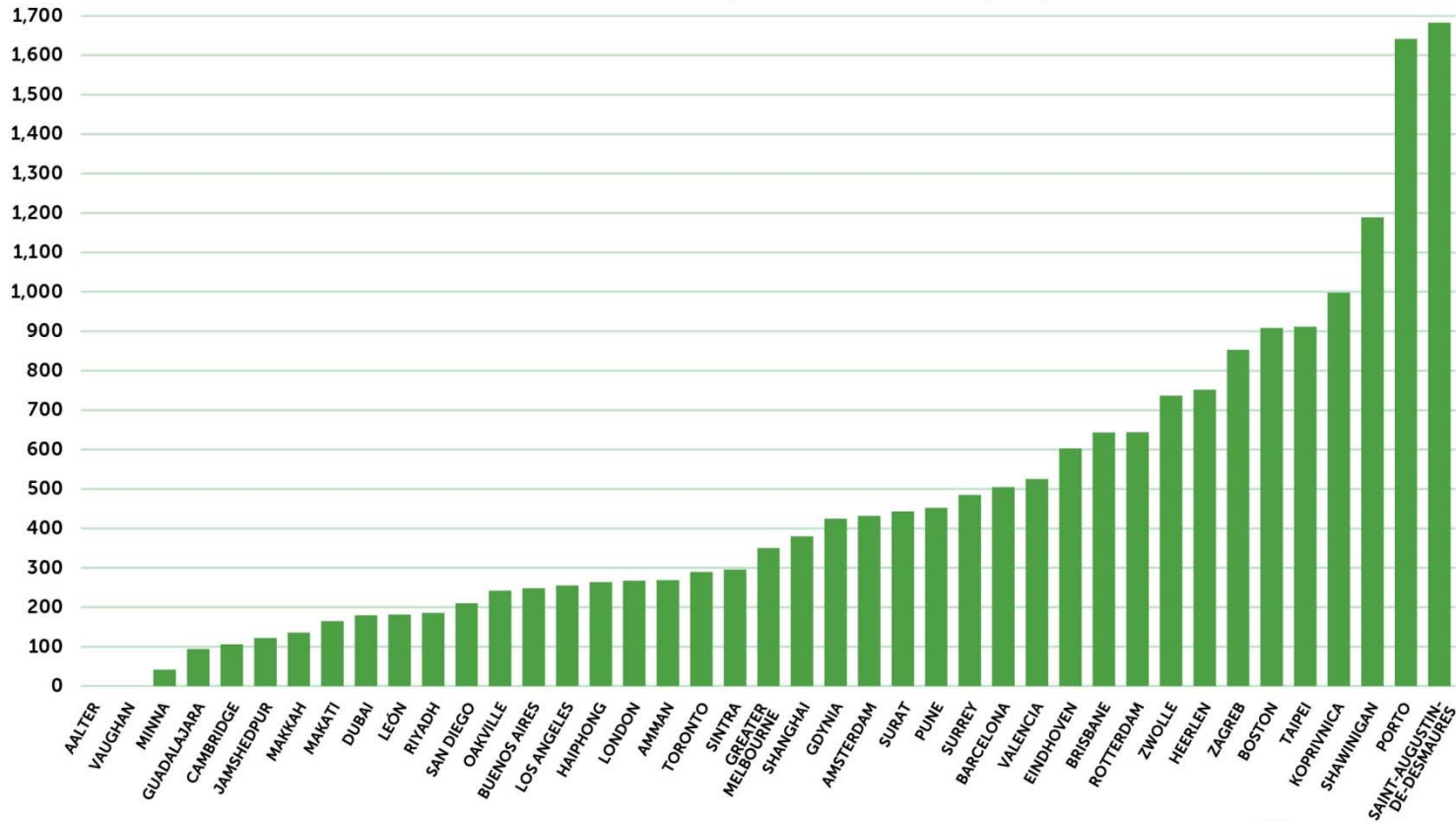


WCCD CITY DATA SUPPORTING SDG 3 – GOOD HEALTH AND WELL-BEING

WCCD SUPPORTS THE SDGS

INCREASE HEALTH FINANCING AND RECRUITMENT OF THE HEALTH WORKFORCE

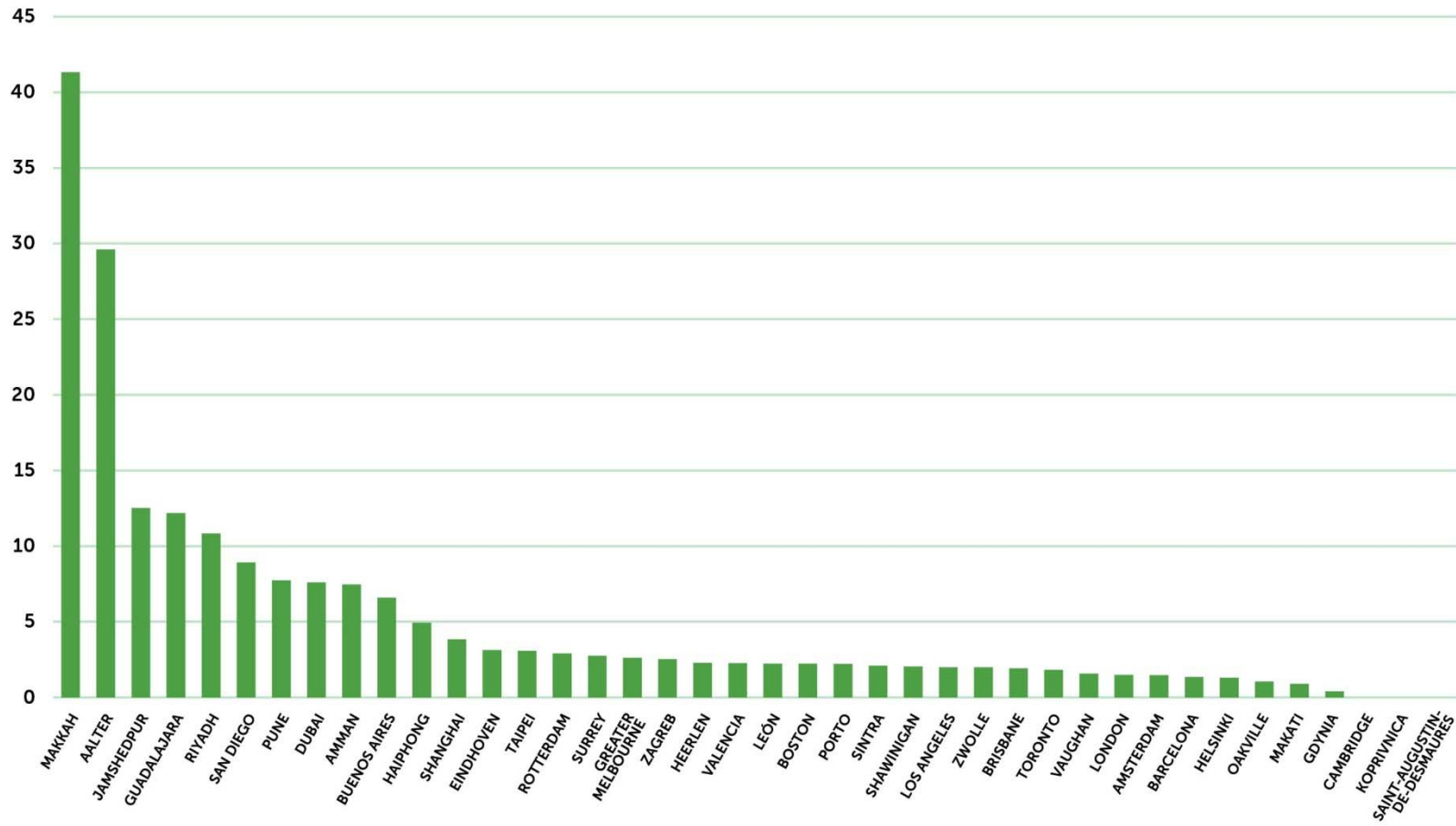
ISO 37120 Indicator 12.2:
Number of in-patient hospital beds per 100,000 population



WCCD CITY DATA SUPPORTING SDG 3 – GOOD HEALTH AND WELL-BEING



ISO 37120 Indicator 18.8:
Transportation fatalities per 100,000 population





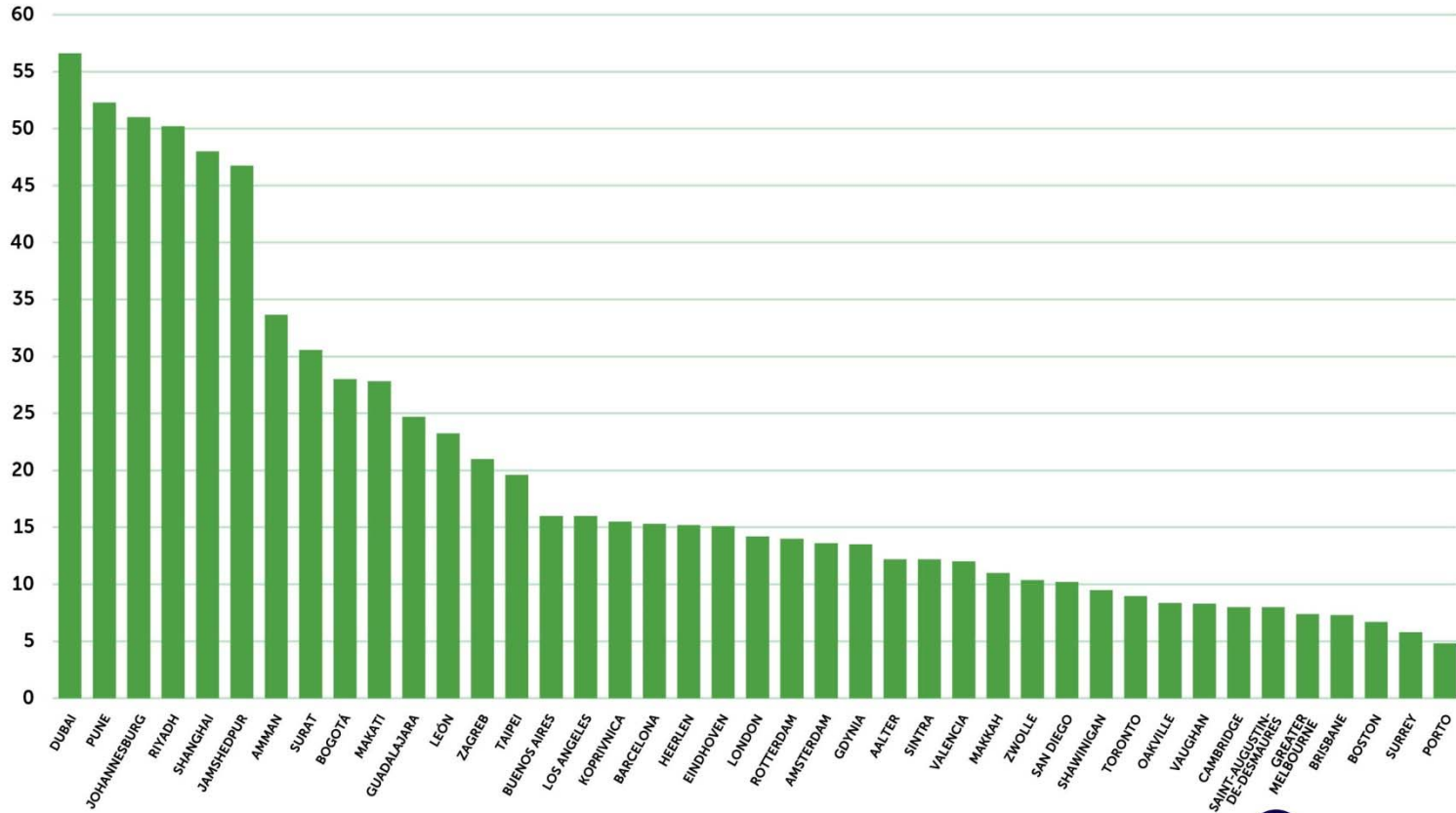
WCCD CITY DATA SUPPORTING SDG 3 – GOOD HEALTH AND WELL-BEING

WCCD SUPPORTS THE SDGS

REDUCE THE NUMBER OF DEATHS AND ILLNESSES – AIR POLLUTION

ISO 37120 Indicator 8.1:

Fine particulate matter (PM2.5) concentration ($\mu\text{g}/\text{m}^3$)



LAUNCH OF THE WCCD LOCAL DATA HUBS



WCCD

WORLD COUNCIL
ON CITY DATA

WCCD LOCAL DATA HUBS

Leading cities building WCCD ISO-certified city data to drive progress towards local, national and global agendas through more sustainable, resilient, smart, prosperous and inclusive cities



WCCD

WORLD COUNCIL
ON CITY DATA

WCCD LOCAL DATA HUBS



WCCD

WORLD COUNCIL
ON CITY DATA

OBJECTIVES

Showcasing Leadership

Demonstrating Results

Catalyzing Action

Enabling City-to-City Learning





WCCD

THE WORLD COUNCIL ON CITY DATA

**A GLOBAL NETWORK OF DATA DRIVEN CITIES
IN OVER 30 COUNTRIES**

A STRATEGIC PARTNERSHIP OF THE SDGS

Goal 17

Global Partners Driving Data for Sustainable Development





WCCD

THE WORLD COUNCIL ON CITY DATA

A STRATEGIC PARTNERSHIP OF THE SDGS

**A CALL TO PARTNERS
FOR SUPPORT**

**TO BUILD CAPACITY FOR CITY LEVEL DATA TO
ACHIEVE THE 2030 AGENDA**



WCCD

THE WORLD COUNCIL ON CITY DATA

669 Spadina Avenue
Toronto, ON M5S 2H9

Phone +1 416 966 2368
Fax +1 416 966 0478
Email info@dataforcities.org
Web www.dataforcities.org

 [@wccitydata](https://twitter.com/wccitydata)  [wccitydata](https://www.facebook.com/wccitydata)

© WCCD 2017, All Rights Reserved